

# PacBio



## Next-level discovery

Setting a new standard for short reads with the Onso™ system



15× higher accuracy than other benchtop sequencers



Unprecedented sensitivity



Less sequencing reduces cost + allows higher throughput



Seamless workflow integration sequencers

**B** 伯森生技



第三代定序產品諮詢 · 技術服務  
請洽 PacBio 台灣代理 [伯森生技](#)



WEBSITE [www.blossombio.com](http://www.blossombio.com)

TEL 北部 0800-059668, 南部 0800-259988

FB [伯森生技](#)

LINE [@blossom\\_biotech](#)

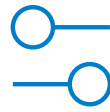
# Platform features

Powered by the innovative [sequencing by binding \(SBB®\) technology](#), the [Onso system](#) delivers unprecedented accuracy and sensitivity to advance your critical and groundbreaking research.



## Higher accuracy

Unique SBB technology delivers 15x higher accuracy for sensitive and specific characterization of low complexity regions with 90% Q40+. Fewer errors mean less false positives and more biological insight.



## Improved sensitivity

Using fewer reads, the Onso system lowers the limit of detection, which drives the sensitivity of applications like liquid biopsy. This enables the identification of variants missed by other short-read sequencing platforms.



## Streamlined workflow

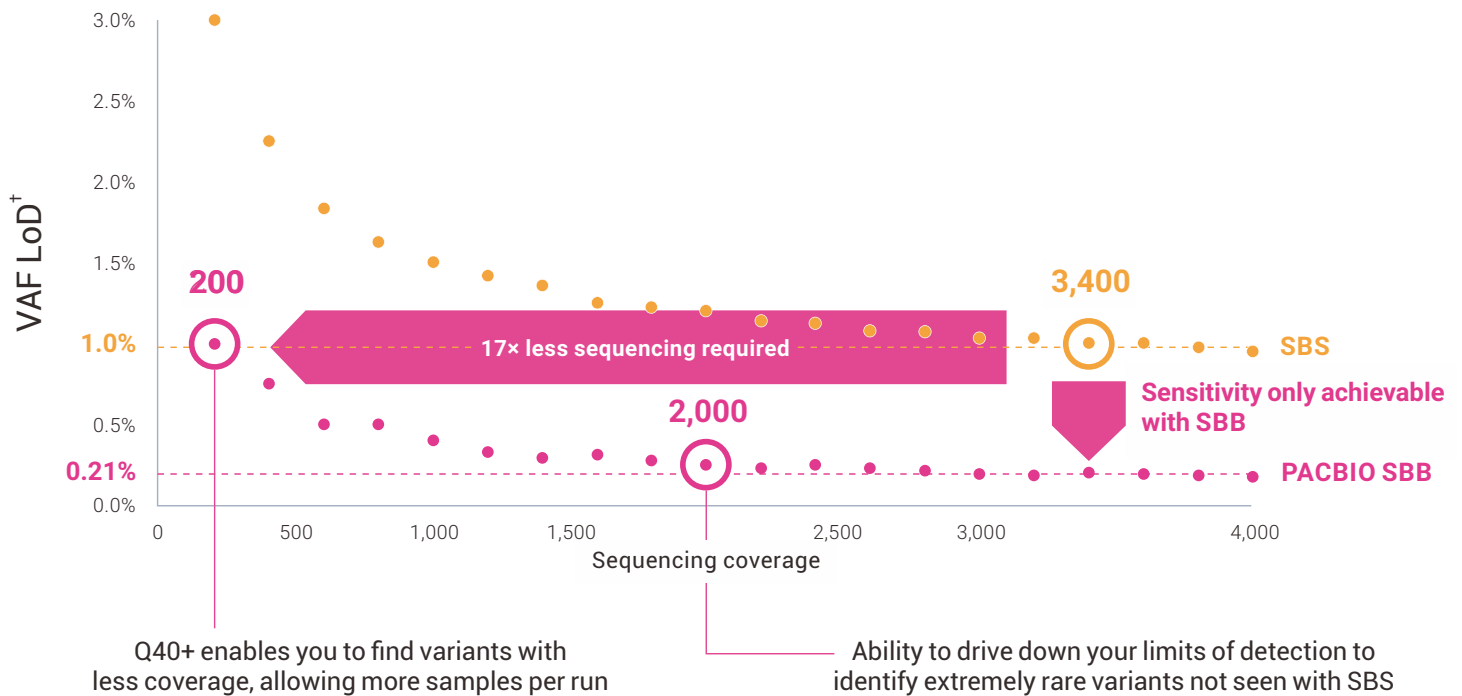
Simple workflows easily integrate into existing laboratory processes, reducing time and labor.




## Efficiency

Q40+ delivers high quality results at lower read depths, enabling scalable sequencing while reducing time and cost. Reduced need for unique molecular identifiers (UMIs) lowers workflow complexity and cost.

## Industry-leading sensitivity for low-frequency allele detection in liquid biopsy\*



### INCREASED THROUGHPUT AT LOWER COST PER SAMPLE



Many samples

### IMPROVED SENSITIVITY




Single sample

Rare variant

\* Analytical validation (TP53 plasmid spike-in) of hybrid capture-based NGS genomic profiling of cell-free circulating tumor DNA  
 † Variant allele frequency (VAF) limit of detection (LoD) at 99.99% specificity for >90% of the sites

# The Onso system

The Onso system is a scalable and flexible benchtop platform that gives you the flexibility to integrate existing short-read tools.



## Onso system key accessories:

- Library conversion kit
- PacBio® native library prep kits (HMW and fragmented DNA preparation)
- Blocking oligos for hybridization capture methods
- Library amplification kit
- Library quantification kit
- Lambda sequencing control library (spike-in library)

Onso reagents	Read length	Reads	Output (Gb)	Run time	Quality score
<b>200 cycle sequencing kit</b>	2 × 100 bp 1 × 200 bp	400–500 M	100	32 hours	≥90% Q40
<b>300 cycle sequencing kit</b>	2 × 150 bp	400–500 M	150	48 hours	

## What can you do with the Onso system?



### Cancer research

Enable development of screening, monitoring, and therapy selection



### Gene editing

Confirmation of editing outcomes and biomarker discovery



### Exome/panels

Validated WES using Twist Bioscience hybrid capture protocol



### Single cell

10x Genomics Chromium Next GEM Single Cell 3' libraries supported





#### Headquarters

1305 O'Brien Drive  
Menlo Park, CA 94025  
United States  
Phone: 1.650.521.8000

#### Customer service

1.877.920.PACB (7222), option 1  
Fax: 1.650.618.2699  
[orders@pacb.com](mailto:orders@pacb.com)

#### Technical support

1.877.920.PACB (7222), option 2  
[support@pacb.com](mailto:support@pacb.com)

 As a global company, we have offices in countries around the world. Visit [pacb.com/contact](https://pacb.com/contact) for contact info.

## READY TO GET STARTED WITH THE ONSO SYSTEM?



Products and services

[pacb.com/products](https://pacb.com/products)

Documentation

[pacb.com/documentation](https://pacb.com/documentation)

Application-specific workflows

[pacb.com/applications](https://pacb.com/applications)

Publications using SMRT<sup>®</sup>  
sequencing

[pacb.com/pubs](https://pacb.com/pubs)



Connect with PacBio for more info:

North America: [nasales@pacb.com](mailto:nasales@pacb.com)

South America: [sasales@pacb.com](mailto:sasales@pacb.com)

EMEA: [emea@pacb.com](mailto:emea@pacb.com)

Asia Pacific: [apsales@pacb.com](mailto:apsales@pacb.com)



Contact a certified  
service provider

[pacb.com/CSP](https://pacb.com/CSP)

Research use only. Not for use in diagnostic procedures. © 2022 Pacific Biosciences of California, Inc. ("PacBio"). All rights reserved. Information in this document is subject to change without notice. PacBio assumes no responsibility for any errors or omissions in this document. Certain notices, terms, conditions and/or use restrictions may pertain to your use of PacBio products and/or third-party products. Refer to the applicable PacBio terms and conditions of sale and to the applicable license terms at [pacb.com/license](https://pacb.com/license). Pacific Biosciences, the PacBio logo, PacBio, Circulomics, Omniome, SMRT, SMRTbell, Iso-Seq, Sequel, Nanobind, and SBB are trademarks of PacBio. All other trademarks are the sole property of their respective owners.

© 2022 PacBio. All rights reserved.  
102-326-545 REV01 15OCT2022



第三代定序產品諮詢 · 技術服務  
請洽 PacBio 台灣代理 [伯森生技](https://www.blossombio.com)

