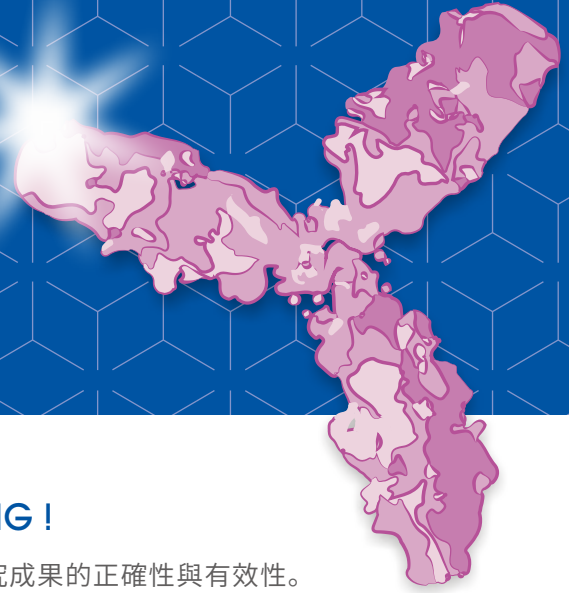


abcam

Bioactive Antibodies

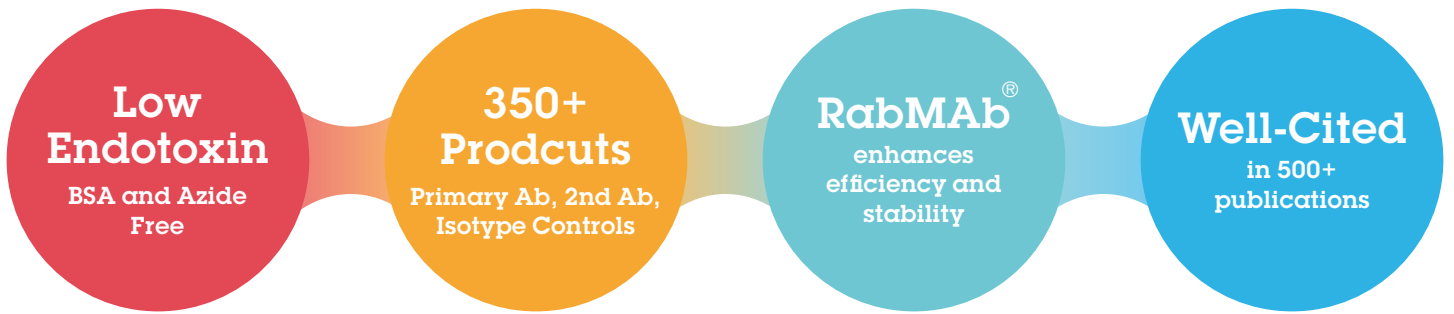


Bioactive Antibodies 讓 *in vivo* 實驗不再因為抗體而 NG !

在生命科學研究領域中,通常會透過 *in vivo* 實驗以驗證 *in vitro* 實驗階段研究成果的正確性與有效性。

Abcam 為滿足各種功能性試驗目的,開發出超過 350 種 *in vivo* 實驗等級抗體,所有 Bioactive Antibodies 皆通過 LAL (Limulus Amebocyte Lysate) 檢測,經驗證為低內毒素抗體,符合業界標準,可供進行細胞與動物功能性實驗,包含:中和 (Neutralization)、阻斷 (Blocking)、活化/增殖 (Activation/Proliferation) 等,應用於目標抗原細胞功能研究、或作為藥物開發標的。

從 *in vitro* 到 *in vivo* 實驗,使用一樣的抗體,減少因抗體不同而產生的誤差,Abcam 是您最佳選擇!

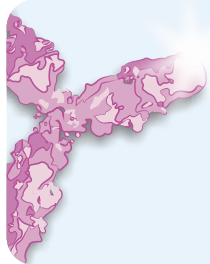


所有 Abcam Bioactive Antibodies 皆通過 LAL 分析確效,為低內毒素抗體,符合業界標準。且大部分產品皆保存於不含 Azide, BSA, Glycerol 等成份的 PBS 溶液中,大幅降低實驗干擾因素。

提供包含 HLA Class I, PD-L1, CD36, DR4, Dectin-1, VCAM1 等超過 350 種 *in vivo* 實驗等級的一級抗體、二級抗體與 Isotype Controls 產品選擇。

大部分 *in vivo* 實驗等級一級抗體採用 RabMAB® 重組兔源單株抗體技術製造,在提升抗體靈敏度與專一性的同時,更兼顧批次效能的穩定性,確保您實驗成果的準確度與再現性。

Abcam Bioactive Antibodies 至今已累積超過 500 篇文獻發表紀錄。Abcam 仍將秉持著最初的信念,堅持對品質的承諾,為幫助研究者以更快更好的方式達成目標而努力。



Abcam 提供最多品項的 *in vivo* 實驗等級抗體選擇
滿足各類功能分析實驗需求

Neutralization | Blocking | Activation/Proliferation
in vitro* and *in vivo



Bioactive Low Endotoxin
Antibodies 原廠網頁

產品明細

P2

Bioactive Primary Antibodies

P8

Bioactive Secondary Antibodies and Isotype Controls

 伯森生技

網址 blossombio.com
客服 0800-059668

台北 (02) 2788-2121
台中 (04) 2323-3939

新竹 (037) 581-106
南部 (06) 235-6628



Target	Reactivity	Host	Application	Size	Cat. No.
AKT1/2/3 [EPR16798]	Ms, Rt, Hu, XT	Rb	FCM, ICC/IF, IHC-P, IP, WB	100 µg	ab214167
Albumin [EPR20195]	Ms, Rt, Hu	Rb	FCM, ICC/IF, IP, WB	100 µg	ab222923
Alkaline Phosphatase, Tissue Non-Specific [EPR4477]	Ms, Rt, Hu	Rb	FCM, ICC, IHC-P, IP, WB	100 µg	ab218574
alpha 1 Antichymotrypsin [EPR17088-68]	Hu	Rb	ICC/IF, IHC-P, IP, WB	100 µg	ab223542
alpha 1 Catenin [EP1793Y]	Ms, Rt, Hu	Rb	FCM, ICC/IF, IHC-P, IP, WB	100 µg	ab226010
alpha 1 Fetoprotein [EPAFP61]	Hu	Rb	FCM, ICC, IHC-P, IP, WB	100 µg	ab215379
Amyloid Precursor Protein [Y188]	Ms, Rt, Hu	Rb	FCM, ICC/IF, IHC-FoFr, IHC-Fr, IHC-P, IP, WB	100 µg	ab220793
Androgen Receptor (AR-V7 specific) [EPR15656]	Hu	Rb	IHC-P, WB	100 µg	ab209491
Androgen Receptor [EPR1535(2)]	Ms, Hu	Rb	ICC/IF, IHC-P, WB	100 µg	ab209969
Apolipoprotein A I [EP1368Y]	Hu	Rb	ICC/IF, IHC-FoFr, IHC-P, IP, sELISA, WB	100 µg	ab185132
Apolipoprotein E [EP1374Y]	Hu	Rb	FCM, ICC/IF, IHC-FoFr, IHC-P, IP, WB	100 µg	ab184845
Apolipoprotein E [EPR19392]	Ms, Rt, Hu	Rb	FCM, ICC/IF, IHC-P, IP, WB	100 µg	ab227993
B7H4 [188]	Ms	Rt	FCM, FuncS	50 µg	ab185740
B7H4 [EPR20236]	Hu	Rb	ICC/IF, IHC-P, WB	100 µg	ab222927
B7H4 [H74]	Hu	Ms	FCM	50 µg	ab171280
BDNF [EPR1292]	Ms, Rt, Hu	Rb	ICC/IF, IHC-P, WB	100 µg	ab216443
beta Amyloid 1-42 [mOC64]	Ms, Hu	Rb	Dot, IHC-FoFr, IHC-FrFl, IHC-P, WB	100 µg	ab224275
BMP4 [EPR6211]	Hu	Rb	FCM, ICC/IF, IHC-P, IP, WB	100 µg	ab216455
C Reactive Protein [Y284]	Hu	Rb	IHC-P, IP, WB	100 µg	ab157242
C1q [4.8]	Ms	Rb	IHC-P	100 µg	ab227072
C3 [EPR19394]	Ms, Rt, Hu	Rb	IHC-P, WB	100 µg	ab225539
Calreticulin [EPR3924]	Ms, Rt, Hu, Mk	Rb	FCM, ICC/IF, IHC-P, IP, WB	100 µg	ab211962
CaMKII [EP1829Y]	Ms, Rt, Hu	Rb	ICC/IF, IHC-P, WB	100 µg	ab219365
Carcino Embryonic Antigen CEA [EPCEAR7]	Hu	Rb	ICC/IF, IHC-P, WB	100 µg	ab216452
CCR2 [EPR19698]	Ms	Rb	ICC/IF, WB	100 µg	ab222496
CCR3 [Y31]	Ms, Rt, Hu	Rb	ICC/IF, IHC-P, WB	100 µg	ab228341
CCR7 [4B12]	Ms	Rt	FCM, IP	100 µg	ab185745
CCR7 [Y59]	Ms, Rt, Hu, RhM	Rb	ICC/IF, IP, WB	100 µg	ab221209
CD10 [EPR5904-110]	Hu	Rb	IHC-P, IP, WB	100 µg	ab222225
CD105 [EPR10145-12]	Hu	Rb	IHC-P, WB	100 µg	ab219362
CD105 [SN6]	Hu	Ms	FCM, FuncS	100 µg	ab171225
CD11a [HI111]	Hu	Ms	BL, FCM	50 µg	ab185767
CD11a [M17/4], prediluted	Ms	Rt	FCM, FuncS	100 µg	ab174592
CD11b [EPR1344]	Ms, Hu	Rb	IHC-P, WB	100 µg	ab216445
CD11c [N418]	Ms	AH	FCM	100 µg	ab185783
CD13 [EPR4058]	Ms, Rt, Hu	Rb	ICC, IHC-P, IP, WB	100 µg	ab227111
CD14 [61D3]	Hu	Ms	FCM, FuncS	100 µg	ab171201
CD14 [EPR3653]	Hu	Rb	ICC, IHC-P, WB	100 µg	ab214438
CD14 [MEM-18]	Hu	Ms	ELISA, FCM, FuncS, IP, WB	100 µg	ab6083
CD147 [EPR4052]	Ms, Rt, Hu	Rb	ICC/IF, IHC-P, WB	100 µg	ab209891
CD147 [MEM-M6/6]	Hu	Ms	FCM, FuncS, ICC/IF, WB	100 µg	ab119114
CD147 [RL73]	Ms	Rt	FCM, IP	100 µg	ab171273
CD16 [3G8]	Hu	Ms	FCM, FuncS, IHC-Fr, IP	100 µg	ab176528
CD16 [EPR16784]	Rt, Hu	Rb	IHC-P	100 µg	ab215977
CD16+CD32 [93]	Ms	Rt	FCM, FuncS	100 µg	ab171202
CD163 [EPR14643-36]	Hu	Rb	FCM, IHC-P, IP, WB	100 µg	ab215976
CD168 [EPR4054]	Ms, Rt, Hu	Rb	IHC-P, IP, WB	100 µg	ab228482
CD168 [EPR4055]	Hu	Rb	IHC-P, IP, WB	100 µg	ab229447
CD18 [MEM148]	Hu	Ms	FCM, FuncS, IP, WB	100 µg	ab176540
CD18 [MEM-48]	Hu	Ms	FCM, FuncS, IHC-Fr, IP, WB	100 µg	ab46700
CD19 [1D3]	Ms	Rt	FCM, FuncS, IHC-Fr	50 µg	ab185760
CD19 [EPR5906]	Hu	Rb	ICC/IF, IHC-P, WB	100 µg	ab215382
CD19 [HIB19]	Hu	Ms	FCM, FuncS	100 µg	ab185768
CD1d [1B1]	Ms	Rt	FCM, FuncS	100 µg	ab171198

Target	Reactivity	Host	Application	Size	Cat. No.
CD2 [RM2-5]	Ms	Rt	FCM, FuncS	100 µg	ab171199
CD2 [RPA-2.10]	Hu, Pig, NHP	Ms	FCM, FuncS	50 µg	ab185791
CD20 [AISB12]	Ms	Rt	FCM, FuncS, WB	100 µg	ab171203
CD20 [EP459Y]	Hu, Mk	Rb	IHC-P, IP, WB	100 µg	ab166865
CD21 [EP3093]	Ms, Hu	Rb	FCM, ICC/IF, IHC-Fr, IHC-P, IP, WB	100 µg	ab193554
CD25 [PC61.5]	Ms	Rt	FCM, FuncS, IHC-Fr, IP	100 µg	ab210333
CD252 [ATM2]	Rt	Ms	FCM, FuncS	100 µg	ab185752
CD27 [EPR8569]	Hu	Rb	FCM, ICC/IF, IHC-P, WB	100 µg	ab192336
CD27 [LG.3A10]	Ms, Hu	AH	FCM, FuncS, IHC-Fr	50 µg	ab185776
CD27 [LG.7F9]	Ms, Rt, Hu	AH	FCM, FuncS	500 µg	ab171204
CD276 [EPNCIR122]	Ms, Hu	Rb	FCM, IHC-Fr, IP, WB	100 µg	ab209895
CD28 [37.51]	Ms, Hu	SHa	FCM, FuncS, IP	50 µg	ab195966
CD28 [CD28.2]	Hu	Ms	FCM, FuncS, ICC, IHC-Fr, IP, WB	100 µg	ab85986
CD28 [CD28.6]	Predicted: Hu	Ms	FCM	100 µg	ab218644
CD28 [JJ319]	Rt	Ms	FCM, FuncS	50 µg	ab185775
CD3 epsilon [145-2C11]	Ms	AH	FCM, FuncS, IP, WB	100 µg	ab174589
CD3 epsilon [EP449E]	Hu	Rb	FCM, IHC-P, IP, WB	100 µg	ab213608
CD3 epsilon [OKT3]	Hu	Ms	FCM, FuncS, IHC-Fr, IHC-P	100 µg	ab210317
CD30 [mCD30.1]	Ms	AH	FCM, FuncS	100 µg	ab171206
CD31 [EP3095]	Hu	Rb	FCM, IHC-P, WB	100 µg	ab216459
CD31 [EPR17260-254]	Ms, Rt	Rb	IP, WB	100 µg	ab224260
CD32 [6C4 (CD32)]	Hu	Ms	FCM, FuncS	50 µg	ab185747
CD33 [EPR4423]	Hu	Rb	IP, WB	100 µg	ab215383
CD36 [EPR6573]	Ms, Gpig, Hu	Rb	IHC-P, IP, WB	100 µg	ab221605
CD36 [MF3]	Ms, Hu	Rt	FCM, FuncS, ICC/IF, IHC-P, IP, WB	100 µg	ab80080
CD38 [EPR4106]	Hu	Rb	IHC-P, WB	100 µg	ab176886
CD38 [NIMR-5]	Ms	Rt	CellAct, FCM, IP	250 µg	ab189505
CD3D [EP4426]	Hu	Rb	FCM, ICC, IHC-P, IP, WB	100 µg	ab215040
CD4 [EPR19514]	Ms	Rb	IHC-Fr, IHC-P, IP, WB	100 µg	ab221775
CD4 [RPA-T4]	Hu	Ms	FCM, FuncS	500 µg	ab185792
CD40 [5C3]	Hu	Ms	FCM, FuncS	50 µg	ab185746
CD40 [EPR20540]	Hu	Rb	IHC-P, WB	100 µg	ab223546
CD40 [HM40-3]	Ms, Rt	AH	FCM, FuncS	100 µg	ab171209
CD40L [24-31]	Hu	Ms	FCM, FuncS	100 µg	ab171235
CD40L [MR-1]	Ms	AH	FCM, FuncS, ICC, IHC-P, IP	100 µg	ab99895
CD41 [EPR4330]	Hu	Rb	IHC-P, WB	100 µg	ab229448
CD41 [MWReg30]	Ms	Rt	FCM, FuncS, IHC-Fr, IHC-P, IP	100 µg	ab206636
CD42b [EPR6995]	Hu	Rb	IHC-P, WB	100 µg	ab221213
CD42b [HIP1]	Hu	Ms	FCM, FuncS	50 µg	ab185769
CD43 [MEM-59]	Hu	Ms	FCM, FuncS, IHC-P, IP, WB	100 µg	ab46702
CD45 [30-F11]	Ms	Rt	FCM, FuncS, IHC, IP	100 µg	ab185744
CD45R [RA36B2]	Ms, Cat, Hu	Rt	FCM, FuncS, ICC/IF, IHC-Fr, IHC-P, IP	100 µg	ab188418
CD45R [RA3-6B2]	Ms, Hu	Rt	FCM, FuncS	100 µg	ab171212
CD46 [EPR4014]	Rb, Hu	Rb	ICC, IHC-P, WB	100 µg	ab229446
CD47 [EPR4150(2)]	Ms, Rt, Hu	Rb	FCM, ICC/IF, WB	100 µg	ab218573
CD48 [156-4H9]	Hu	Ms	FCM, FuncS	50 µg	ab185759
CD52 [YTH34.5]	Hu, RhM	Rt	FCM, FuncS, IHC-Fr, IHC-P, IHC-R, IP, WB	250 µg	ab194860
CD57 [TB01 (TBO1)]	Hu	Ms	FCM, FuncS	50 µg	ab185794
CD62L [DREG-56]	Hu	Ms	FCM, FuncS	50 µg	ab185757
CD62L [MEL-14]	Ms	Rt	FCM, FuncS	100 µg	ab174597
CD62P [AK4]	Hu, NHP	Ms	BL, FCM, FuncS, ICC, IP, WB	100 µg	ab119848
CD64 [10.1]	Hu	Ms	FCM, FuncS, IHC-Fr	50 µg	ab185738
CD69 [H1.2F3]	Ms	AH	FCM, FuncS	100 µg	ab171217
CD70 [FR70]	Ms	Rt	FCM, FuncS	100 µg	ab171218

Target	Reactivity	Host	Application	Size	Cat. No.
CD73 [EPR6114]	Hu	Rb	ICC/IF, IHC-P, WB	100 µg	ab227113
CD73 [EPR6115]	Hu	Rb	IHC-P, WB	100 µg	ab222966
CD8 [EP1150Y]	Hu	Rb	ICC/IF, IHC-P, WB	100 µg	ab210067
CD80 [16-10A1]	Ms	AH	FCM, FuncS	100 µg	ab171220
CD80 [EPR1157(2)]	Hu	Rb	IHC-P, WB	100 µg	ab224797
CD84 [CD84.1.21]	Hu	Ms	FCM, FuncS, IP	100 µg	ab119116
CD86 [EP1158Y]	Hu, CynM	Rb	FCM, ICC, IHC-Fr, IHC-P, IP, WB	100 µg	ab209896
CD86 [IT2.2]	Hu	Ms	FCM, FuncS	50 µg	ab185774
CD86 [PO3.1]	Ms	Rt	FCM, FuncS	100 µg	ab171221
CD8B [341]	Rt	Ms	FCM, FuncS, IHC-P	100 µg	ab185762
CD90 / Thy1 [EPR3132]	Rt, Hu	Rb	IHC-P, WB	100 µg	ab221607
CD90 / Thy1 [EPR3133]	Hu	Rb	ICC/IF, IHC-P, WB	100 µg	ab216449
CDC42 [EPR15620]	Ms, Rt, Hu	Rb	FCM, ICC/IF, IHC-P, IP, WB	100 µg	ab221781
c-Kit [ACK2]	Ms	Rt	FCM, FuncS, IHC, IHC (PFA fixed), WB	100 µg	ab171227
Clusterin [EPR2911]	Ms, Hu	Rb	IHC-FoFr, IHC-P, WB	100 µg	ab229445
Collagen XVII [EPR18614]	Ms, Rt, Hu	Rb	ICC/IF, IHC-P, IP, WB	100 µg	ab221778
CTLA4 [EPR1476]	Ms, Rt, Hu	Rb	ICC/IF, WB	100 µg	ab209890
CXCR4 [EPUMBR3]	Ms, Hu	Rb	ICC/IF, IHC-P, WB	100 µg	ab222223
CXCR5 [EPR8837]	Ms, Rt, Hu	Rb	FCM, ICC/IF, WB	100 µg	ab225575
Cytochrome P450 17A1 [EPR6293]	Ms, Rt, Hu	Rb	FCM, ICC/IF, IP, WB	100 µg	ab226009
DECTIN 2 [D2.11E4]	Ms	Rt	FCM, IHC-Fr, IP	250 µg	ab157685
Dectin-1 [GE2]	Hu	Ms	FCM, Inhibition	100 µg	ab82888
Desmin [Y66]	Ms, Rt, Gpig, Hu	Rb	FCM, ICC/IF, IHC-Wmt, IHC-Fr, IHC-P, WB	100 µg	ab216616
DKK1 [EPR4759]	Rt, Hu	Rb	FCM, ICC/IF, IHC-P, WB	100 µg	ab221779
DR4 [DR-4-02]	Hu	Ms	FCM, FuncS, ICC/IF, IP	100 µg	ab14738
DR5 [MD5-1]	Ms	AH	FCM, FuncS	100 µg	ab171248
Dysferlin [JAI-1-49-3]	Ms, Hu	Rb	ICC/IF, IHC-Fr, IHC-P, WB	100 µg	ab215376
E Cadherin [EP700Y]	Hu	Rb	FCM, ICC, ICC/IF, IHC-Fr, IHC-P, WB	100 µg	ab201499
EAAT2 [EPR19798]	Ms, Rt	Rb	IHC-Fr, IHC-P, IP, WB	100 µg	ab223538
EGF [EPR19174]	Ms	Rb	IHC-Fr, IP, WB	100 µg	ab223549
EGFR [E114]	Hu	Rb	FCM, ICC/IF, IHC-P, IP, WB	100 µg	ab226011
EGFR [EP38Y]	Ms, Rt, Hu	Rb	FCM, ICC/IF, IHC-P, IP, WB	100 µg	ab174481
Estriol [EPPTXR3]		Rb	ELISA	25 µg	ab221960
Estrogen Receptor alpha [E115]	Ms, Rt, Hu	Rb	ChIP, FCM, ICC/IF, IHC-P, WB	100 µg	ab167611
FAK (phospho Y397) [EP2160Y]	Ms, Rt, Hu	Rb	ICC/IF, WB	100 µg	ab223529
FAK [EP695Y]	Ms, Rt, Cow, Hu	Rb	FCM, ICC/IF, IHC-P, IP, WB	100 µg	ab219363
Fas [EOS9.1]	Hu	Ms	FCM, FuncS	50 µg	ab185766
Fas Ligand [MFL3]	Ms	AH	FCM, FuncS	100 µg	ab171253
Fas Ligand [NOK-1]	Hu	Ms	FCM, FuncS	50 µg	ab185785
Fc epsilon RI [AER-37 (CRA1)]	Hu	Ms	FCM, FuncS	50 µg	ab171278
Fc epsilon RI [MAR-1]	Ms	AH	FCM, FuncS, IHC-Fr, IP	100 µg	ab171250
Ferritin [EPR3004Y]	Ms, Rt, Hu	Rb	ICC/IF, WB	100 µg	ab215982
FGF1 [EPR19989]	Ms, Rt, Hu	Rb	WB	100 µg	ab223544
FGF2 [EPR20145-219]	Hu	Rb	FCM, ICC/IF, IP, WB	100 µg	ab222932
FGF21 [EPR8314(2)]	Ms, Rt, Hu	Rb	IHC-P, WB	100 µg	ab219368
FGF9 [EPR19937]	Ms, Rt, Hu	Rb	WB	100 µg	ab223543
FGFR1 [EPR806Y]	Hu	Rb	ICC/IF, WB	100 µg	ab206382
FGFR3 (phospho Y724) [EPR2281(3)]	Ms, Hu	Rb	ICC/IF, IP, WB	100 µg	ab215385
Fibroblast activation protein, alpha [EPR20021]	Hu	Rb	IHC-P, WB	100 µg	ab222924
Fibronectin [F1]	Hu	Rb	FCM, ICC/IF, IHC-Fr, IHC-P, WB	100 µg	ab219366
Galectin 1 [EPR3205]	Ms, Rt, Hu	Rb	FCM, ICC/IF, IHC-FoFr, IP, WB	100 µg	ab225540
GDF15 [EPR19939]	Hu	Rb	IHC-P, IP, WB	100 µg	ab223539
Ghrelin [EPR20502]	Ms, Rt, Hu	Rb	IHC-Fr, IHC-P	100 µg	ab222928
GIP [EPR20410]	Ms, Rt, Hu	Rb	IHC-Fr, IHC-P	100 µg	ab223157

Target	Reactivity	Host	Application	Size	Cat. No.
Glucose Transporter GLUT1 [EPR3915]	Ms, Rt, Hu	Rb	FCM, ICC/IF, IHC-P, WB	100 µg	ab196357
Glypican 1/ GPC1 [EPR19285]	Hu	Rb	FCM, ICC/IF, WB	100 µg	ab222499
Granulin [EPR15864]	Hu	Rb	IHC-P, IP, WB	100 µg	ab225532
Granzyme B [EPR8260]	Hu	Rb	ICC/IF, IHC-P, IP	100 µg	ab214443
HLA Class I [W6/32]	Cow, Cat, Hu	Ms	ELISA, FCM, FuncS, ICC/IF, IHC-Fr, IP, WB	100 µg	ab23755
HLA E [3D12HLA-E]	Hu	Ms	FCM, FuncS	50 µg	ab171264
HLA-DR [EPR3692]	Rt, Hu	Rb	FCM, ICC/IF, IHC-P, WB	100 µg	ab215985
HLA-DR [L243]	Dog, Hu	Ms	FCM, FuncS, ICC, IHC-Fr, IHC-P, IP, WB	100 µg	ab176504
Human IgG [EPR4421]	Hu	Rb	ICC/IF, IHC-P, WB	100 µg	ab216446
ICAM1 [EP1442Y]	Hu	Rb	FCM, ICC/IF, IHC-P, WB	100 µg	ab221777
ICAM1 [EPR16608]	Ms	Rb	IHC-P, WB	100 µg	ab222498
ICOS [7E.17G9]	Ms	Rt	FCM, FuncS	50 µg	ab185749
ICOS Ligand [HK5.3]	Ms	Rt	FCM, FuncS	100 µg	ab171258
IgG4 [EP4420]	Hu	Rb	IHC-P, WB	100 µg	ab186921
IL1 alpha [ALF-161]	Ms	AH	ELISpot, FuncS, sELISA	50 µg	ab185750
IL10 [EPR1114]	Hu	Rb	FCM, ICC/IF, WB	100 µg	ab215975
IL12A [EP5737]	Ms, Hu	Rb	IHC-P, WB	100 µg	ab214433
IL13 [1316H]	Ms	Rt	FuncS	50 µg	ab185758
IL13 [PVM13-1]	Hu	Ms	ELISpot, FuncS, sELISA	50 µg	ab185787
IL18 [EPR19954]	Hu	Rb	FCM, WB	100 µg	ab222926
IL2 [EPR2780]	Hu	Rb	ICC, IHC-P, WB	100 µg	ab216453
IL2 Receptor alpha [EPR6452]	Hu	Rb	ICC/IF, IHC-P	100 µg	ab215378
IL2 Receptor beta [TM-beta1]	Ms	Rt	FCM, FuncS	100 µg	ab171228
IL23 [G23-8]	Ms	Rt	FuncS, Neut, sELISA, WB	50 µg	ab193252
IL4 [11B11]	Ms	Rt	ELISpot, FuncS	50 µg	ab185739
IL4 [MP4-25D2]	Hu	Rt	FCM, Neut	100 µg	ab210303
IL9R [AH9R7]	Hu	Ms	BL, ELISA, FCM, FuncS	100 µg	ab201299
Indoleamine 2, 3-dioxygenase [EPR1230Y]	Hu	Rb	ICC/IF, WB	100 µg	ab224262
Indoleamine 2, 3-dioxygenase [EPR20374]	Hu	Rb	FCM, ICC/IF, IHC-P, IP, WB	100 µg	ab224263
Insulin [IN-05]	Cow, Hu, Pig	Ms	ELISA, FuncS, ICC/IF, IHC-P, RIA	100 µg	ab46707
Integrin alpha 2 [EPR17338]	Ms, Rt, Hu	Rb	FCM, ICC/IF, IHC-P, IP, WB	100 µg	ab222377
Integrin alpha 2 [EPR5788]	Ms, Hu	Rb	FCM, IHC-P, WB	100 µg	ab221214
Integrin alpha 2 [HMa2]	Ms	AH	FCM, FuncS	50 µg	ab185772
Integrin alpha 4+beta 7 [DATK32 (DATK-32)]	Ms	Rt	FCM, FuncS	100 µg	ab171249
Integrin alpha 5 [EPR7854]	Ms, Rt, Hu	Rb	FCM, ICC/IF, IHC-P, IP, WB	100 µg	ab221606
Integrin alpha E [EPR4166(2)]	Hu	Rb	IHC-P	100 µg	ab221210
Integrin alpha V [23C6]	Hu	Ms	FCM, FuncS, IHC-Fr	50 µg	ab185741
Integrin alpha V [EPR16800]	Ms, Rt, Hu	Rb	ICC/IF, IHC-P, IP, WB	100 µg	ab222222
Integrin beta 1 [EPR1040Y]	Hu	Rb	FCM, ICC/IF, IHC-P, WB	100 µg	ab221784
Integrin beta 1 [EPR16895]	Ms, Rt, Hu	Rb	IHC-P, WB	100 µg	ab221776
Integrin beta 3 [2C9.G3]	Ms, Rt	AH	FCM, FuncS	100 µg	ab171216
Integrin linked ILK [EP1593Y]	Ms, Rt, Cow, Hu, AGM	Rb	FCM, ICC, IHC-P, IP, WB	100 µg	ab221922
Interferon gamma [AN-18]	Ms	Rt	ELISA, ELISpot, FuncS	50 µg	ab185751
Interferon gamma [NIB42]	Hu	Ms	FuncS, sELISA	50 µg	ab185784
Interferon gamma [R4-6A2]	Ms	Rt	FuncS, sELISA	50 µg	ab185788
Interferon gamma [XMG1.2]	Ms	Rt	ELISA, FCM, FuncS	100 µg	ab210393
IQGAP1 [EPR5220]	Ms, Hu	Rb	FCM, ICC/IF, IHC-P, WB	100 µg	ab222390
L1CAM [EPR18750]	Ms, Rt, Hu	Rb	IHC-P, IP, WB	100 µg	ab213611
LAIR1 [113]	Ms	AH	FCM, FuncS, IP, WB	100 µg	ab171239
Laminin alpha 5 [EPR18919]	Ms, Rt, Hu	Rb	WB	100 µg	ab222933
LCAT [EPR1384Y]	Hu	Rb	FCM, ICC/IF, IHC-P, IP, WB	100 µg	ab227112
LDL Receptor [EP1553Y]	Ms, Hu	Rb	FCM, ICC/IF, IHC-P, WB	100 µg	ab215980
LFA3 [EPR19441]	Ms, Rt, Hu	Rb	IHC-P	100 µg	ab223154
LILRB1 [HP-F1]	Hu	Ms	FCM, FuncS	100 µg	ab185796

Target	Reactivity	Host	Application	Size	Cat. No.
Lipocalin-2 / NGAL [EPR19912]	Hu	Rb	IHC-P, WB	100 µg	ab224264
Lipocalin-2 / NGAL [EPR5084]	Hu	Rb	ICC, IHC-P, WB	100 µg	ab215377
LOX [EPR4025]	Ms, Rt, Hu	Rb	FCM, ICC/IF, IHC-P, IP, WB	100 µg	ab219369
LRRK2 (phospho S1292) [MJFR-19-7-8]	Hu	Rb	WB	100 µg	ab206035
LRRK2 [MJFF4 (c81-8)]	Ms, Rt, Hu	Rb	ICC/IF, IHC-P, IP, WB	100 µg	ab205335
LTBR [3C8]	Ms	Rt	FCM, FuncS	50 µg	ab171241
Ly6g [1A8]	Ms	Rt	FCM, FuncS, IHC-Fr, IHC-P	100 µg	ab210204
Ly6g [RB6-8C5]	Ms	Rt	FCM, FuncS	100 µg	ab171254
MAdCAM1 [MECA-367]	Ms	Rt	FCM, FuncS	100 µg	ab185781
Mammaglobin A [EPR9092]	Rt, Hu	Rb	IHC-P, WB	100 µg	ab215384
Mannose Receptor [EPR6828(B)]	Hu	Rb	FCM, ICC/IF, WB	100 µg	ab209327
Mast Cell Trypsin [EPR9522]	Hu	Rb	IHC-P, IP, WB	100 µg	ab216451
MCP1 [2H5]	Ms, Rt, Hu	AH	FCM, FuncS	50 µg	ab185743
MCSF Receptor [AFS98]	Ms	Rt	FCM, FuncS	100 µg	ab171226
MelanA [EP1422Y]	Hu	Rb	FCM, IHC-Fr, IHC-P, WB	100 µg	ab170090
Melanoma gp100 [EP4863(2)]	Ms, Hu	Rb	FCM, ICC/IF, IHC-P, IP, WB	100 µg	ab193201
MERTK [Y323]	Hu	Rb	BL, IHC-P, IP, WB	100 µg	ab176887
Met (c-Met) [EPR19067]	Hu	Rb	FCM, ICC/IF, IHC-P, WB	100 µg	ab222925
Metabotropic Glutamate Receptor 5 [EPR2425Y]	Ms, Rt, Hu	Rb	FCM, ICC/IF, IHC-P, WB	100 µg	ab219374
MHC class I [28-14-8]	Ms	Ms	FCM, FuncS	100 µg	ab171283
MHC Class I H 2Dd [34-1-2S]	Ms	Ms	FCM, FuncS	100 µg	ab174603
MHC Class I H2 Kd [SF1-1.1.1]	Ms	Ms	FCM, FuncS	100 µg	ab171256
MHC Class II [EPR11226]	Hu	Rb	ICC/IF, IHC-P, IP, WB	100 µg	ab215973
MICA [6D4]	Hu	Ms	FCM, FuncS, IHC-P, IP	100 µg	ab185748
MMP1 [EP1247Y]	Hu	Rb	FCM, ICC/IF, IHC-Fr, IHC-P	100 µg	ab215979
MMP14 [EP1264Y]	Ms, Rt, Hu	Rb	IHC-P, IP, WB	100 µg	ab168726
MMP2 [EPR1184]	Ms, Rt, Hu	Rb	FCM, ICC/IF, WB	100 µg	ab215986
MMP7 [EPR17888-71]	Hu	Rb	ICC/IF, IHC-P, WB	100 µg	ab226005
MMP8 [EP1252Y]	Ms, Rt, Hu	Rb	FCM, ICC/IF, IHC-P, IP, WB	100 µg	ab224265
MMP9 [EP1255Y]	Dog, Hu	Rb	IHC-Fr, IHC-P, WB	100 µg	ab219372
MRP8 [EPR3554]	Ms, Hu	Rb	IHC-P, IP, WB	100 µg	ab219370
Mu Opioid Receptor [UMB3]	Ms, Rt, Hu	Rb	IP, WB	100 µg	ab227067
MUC1 [EP1024Y]	Ms, Rt, Hu	Rb	FCM, ICC/IF, IHC-Fr, IHC-P, IP, WB	100 µg	ab218998
MUC1 [EPR1023]	Hu	Rb	FCM, ICC, IHC-P, IP, WB	100 µg	ab194978
MUC16 [EPSISR23]	Hu	Rb	FCM, ICC/IF, WB	100 µg	ab215381
MUC2 [EPR6145]	Hu	Rb	FCM, ICC/IF, IHC-P, IP, WB	100 µg	ab177278
N Cadherin [EPR1791-4]	Ms, Rt, Hu	Rb	IHC-P, WB	100 µg	ab202030
NCAM [EP2567Y]	Hu	Rb	FCM, ICC/IF, IHC-P, IP, WB	100 µg	ab215981
NDRG1 [EPR5593]	Ms, Rt, Hu	Rb	ICC/IF, IHC-P, IP, WB	100 µg	ab216457
Neurofascin [EPR19003]	Ms, Rt, Hu	Rb	IHC-P, WB	100 µg	ab223158
NGF [EP1320Y]	Ms, Rt, Hu	Rb	ICC/IF, IHC-P, WB	100 µg	ab221609
Niemann Pick C2 [EPR19993]	Ms, Rt, Hu	Rb	IHC-P, WB	100 µg	ab223550
NK1.1 [PK136]	Ms	Ms	FCM, FuncS	100 µg	ab174600
NKG2D [A10]	Ms	AH	FCM, FuncS	100 µg	ab171243
NKG2D [C7]	Ms	AH	FCM, FuncS	100 µg	ab171244
NKG2D [CX5]	Ms	Rt	FCM, FuncS	100 µg	ab171247
nNOS (neuronal) [EP1855Y]	Ms, Rt, Hu, CM	Rb	FCM, ICC/IF, IHC-Fr, IP, WB	100 µg	ab219373
Oct4 [EPR17929]	Ms, Hu	Rb	ChIP, ICC/IF, IHC-Fr, IHC-P, IP, WB	100 µg	ab215386
P Glycoprotein [EPR10363]	Hu	Rb	IHC-P, WB	100 µg	ab221787
P Glycoprotein [EPR10364]	Ms, Rt, Hu	Rb	IHC-P, WB	100 µg	ab221786
p75 NGF Receptor [EP1039Y]	Ms, Rt, Hu	Rb	FCM, ICC/IF, IHC-P, IP, WB	100 µg	ab221212
PD1 [J116]	Hu	Ms	FCM, FuncS	50 µg	ab171267
PD1 [J43.1]	Ms	AH	FCM, FuncS, IHC-Fr, IP	100 µg	ab210290
PD1 [J43]	Ms	AH	FCM, FuncS	100 µg	ab171266

Target	Reactivity	Host	Application	Size	Cat. No.
PD1 [RMP1-14]	Ms	Rt	FCM, FuncS	50 µg	ab171265
PDGF Receptor alpha [APA5]	Ms	Rt	FCM, FuncS, IHC-Fr, WB	100 µg	ab171230
PDGF Receptor beta [APB5]	Ms	Rt	FCM, FuncS	100 µg	ab171231
PDGF Receptor beta [Y92]	Ms, Rt, Hu	Rb	ICC/IF, IHC-FoFr, IHC-Fr, IHC-FrFI, IHC-P, IP, WB	100 µg	ab215978
PD-L1 [28-8]	Hu	Rb	FCM, IHC-P, WB	100 µg	ab209889
PD-L1 [MIH6]	Ms	Rt	FCM, IHC-Fr, IHC-P, Inhibition, IP	100 µg	ab80276
PD-L2 [TY25]	Ms	Rt	FCM, FuncS	100 µg	ab171259
Polyethylene glycol [PEG-2-128]		Rb	ELISA, WB	100 µg	ab215363
Progesterone [EPPTX-R1]	Species independent	Rb	cELISA	25 µg	ab222404
Prostate Specific Antigen [EP1588Y]	Hu	Rb	IHC-P, WB	100 µg	ab215983
PTEN [EPR9941-2]	Ms, Rt, Hu	Rb	FCM, ICC/IF, IHC-P, WB	100 µg	ab221782
PTEN [Y184]	Ms, Rt, Hu	Rb	FCM, ICC/IF, WB	100 µg	ab219361
RAB8A [EPR14873]	Ms, Rt, Hu	Rb	FCM, ICC/IF, IHC-P, WB	100 µg	ab221780
Raet1c [CX1]	Ms	Rt	FCM, FuncS	100 µg	ab171246
RAGE [EPR16849-75]	Ms, Rt	Rb	IP, WB	100 µg	ab225533
Ras [EP1125Y]	Ms, Rt, Hu	Rb	FCM, IP, WB	100 µg	ab140261
RhoA [EPR18134]	Ms, Rt, Hu	Rb	FCM, ICC/IF, WB	100 µg	ab219371
RIP2 [B122]	Predicted: Ms, Rt	AH	FuncS, sELISA	50 µg	ab185754
RP105 [MHR73-11]	Hu	Ms	FCM, FuncS	100 µg	ab171238
S100A9 [EPR3555]	Hu	Rb	FCM, ICC, IHC-Fr, IHC-P, WB	100 µg	ab227570
S100A9 + Calprotectin (S100A8/A9 complex) [MAC387]	Rt, Rb, Hr, Gpig, Cow, Cat, Dog, Hu, Pig, Bab, CynM, RhM	Ms	FCM, IHC-Fr, IHC-P	100 µg	ab80084
Sca1 / Ly6A/E [D7]	Ms	Rt	FCM, FuncS	100 µg	ab174602
Scavenging Receptor SR-BI [EP1556Y]	Ms, Rt, Shp, Hu	Rb	IHC-P, WB	100 µg	ab176238
Scavenging Receptor SR-BI [EPR20190]	Ms, Rt, Hu	Rb	ICC/IF, IHC-P, IP, WB	100 µg	ab222931
SDF1 alpha [EPR1216(ABC)]	Ms, Hu	Rb	FCM, ICC/IF, IHC-P, WB	100 µg	ab157772
Semaphorin 3A [EPR19367]	Ms, Rt, Hu	Rb	IHC-P, IP, WB	100 µg	ab222497
SFTPC [EPR19839]	Ms	Rb	IHC-Fr, IHC-P, IP, WB	100 µg	ab222929
SIRP alpha [EPR16264]	Ms, Rt, Hu	Rb	FCM, WB	100 µg	ab209892
SIRP alpha [P84]	Ms	Rt	FCM, FuncS	50 µg	ab185786
SLAMF6 / CD150 [9D1]	Ms	Rt	FCM, FuncS	100 µg	ab174599
SLAMF6 [13G3-19D]	Ms	Ms	FCM, FuncS, IP, WB	50 µg	ab171233
SLC27A4 / FATP4 [EPR17319]	Ms, Rt, Hu	Rb	ICC/IF, IHC-P, IP, WB	100 µg	ab221783
SNAP23 [EPR8538]	Hu	Rb	FCM, ICC/IF, IHC-P, WB	100 µg	ab222224
Somatostatin Receptor 2 [UMB1]	Ms, Rt, Hu	Rb	IHC-Fr, IHC-P, IP, WB	100 µg	ab216649
Sortilin [EPR15010]	Ms, Rt, Hu	Rb	IHC-P, WB	100 µg	ab221785
SPARC [EPR20121]	Hu	Rb	FCM, IP, WB	100 µg	ab223156
Syk (phospho Y323) [EP573-4]	Hu	Rb	FCM, ICC, IHC-P, WB	100 µg	ab217708
Syndecan-1 [EPR6454]	Ms, Rt, Hu	Rb	ICC/IF, IHC-P, WB	100 µg	ab216458
TAPA1 [1D6]	Hu, C	Ms	FCM, FuncS, ICC/IF, IHC-P, IP, WB	100 µg	ab35026
TCR alpha + TCR beta [R73]	Rt, MM, RhM	Ms	FCM, FuncS	50 µg	ab185789
TCR gamma + TCR delta [B1.1]	Hu	Ms	FCM, FuncS	50 µg	ab185753
Tenascin C [EPR4219]	Hu	Rb	FCM, IHC-P, WB	100 µg	ab215369
Thrombomodulin [EPR4051]	Hu	Rb	FCM, ICC/IF, IHC-P, IP, WB	100 µg	ab222292
Tissue Factor [EPR8986]	Ms, Rt, Hu	Rb	ICC/IF, IHC-P, WB	100 µg	ab221608
TLR2 [EPR20303]	Ms, Rt	Rb	IP, WB	100 µg	ab223545
TLR2 [TL2.1]	Hu	Ms	FCM, FuncS	100 µg	ab174605
TLR4 [HTA125]	Hu	Ms	FCM, FuncS	100 µg	ab171260
TLR4 [HTA125]	Rt, Hu, RhM	Ms	BL, FCM, ICC/IF, IP	100 µg	ab30667
TLR4/MD2 [MTS510]	Ms	Rt	FCM, FuncS	100 µg	ab174606
TMC1 [EPR19527]	Ms	Rb	ICC/IF, IHC-Fr, IP, WB	100 µg	ab223541
TNF alpha [EPR19147]	Ms, Hu	Rb	IP, WB	100 µg	ab222500
TNF Receptor II [EPR1653]	Ms, Rt, Hu	Rb	FCM, ICC, IHC-P, IP, WB	100 µg	ab221921
TRAIL [RIK-2]	Hu	Ms	FCM, FuncS	100 µg	ab171261
Transferrin Receptor [EPR4012]	Ms, Hu	Rb	FCM, IHC-P, IP, WB	100 µg	ab228995

Bioactive Primary Antibodies [TREM1 - Vitronectin]



Target	Reactivity	Host	Application	Size	Cat. No.
TREM1 [RM0138-3C66]	Ms	Rt	IHC-Fr, WB	100 µg	ab217161
TrkB [EPR17805-146]	Ms, Rt	Rb	IHC-P, IP, WB	100 µg	ab223155
TROP2 [EPR20043]	Hu	Rb	FCM, ICC/IF, IHC-P, WB	100 µg	ab222935
TSG101 [EPR7130(B)]	Ms, Rt, Hu	Rb	FCM, ICC/IF, IHC-P, WB	100 µg	ab216447
TWEAK [CARL1]	Hu	Ms	FCM, FuncS, Neut	100 µg	ab199405
TWEAKR [EPR3179]	Ms, Rt, Hu	Rb	IHC-Fr, IHC-P, IP, WB	100 µg	ab228481
Ubiquitin (linkage-specific K48) [EP8589]	Ms, Rt, Hu	Rb	FCM, ICC/IF, IHC-P, WB	100 µg	ab221211
Ubiquitin (linkage-specific K63) [EPR8590-448]	Ms, Rt, Hu	Rb	FCM, ICC/IF, IHC-P, WB	100 µg	ab220794
Uromucoid [EPR20071]	Ms, Rt, Hu	Rb	IHC-P, IP, WB	100 µg	ab223540
Uroplakin II [EPR18799]	Hu	Rb	IHC-P	100 µg	ab224261
VCAM1 [EPR5047]	Ms, Rt, Hu	Rb	ICC, IHC-Fr, IHC-P, IP, WB	100 µg	ab215380
VEGF Receptor 1 [Y103]	Ms, Rt, Hu, CH	Rb	IHC-Fr, IHC-P, IP, WB	100 µg	ab184784
Vitronectin [EP873Y]	Ms, Rt, Hu	Rb	ICC/IF, IHC-P, WB	100 µg	ab228480

Bioactive Secondary Antibodies

Target	Host	Application	Size	Cat. No.
Human IgG Fc, monoclonal [H2]	Ms	Dot, ELISA, ICC, ICC/IF, IHC-Fr, WB	250 µg	ab99770
Human IgM mu chain, monoclonal [UHB]	Ms	Dot, ELISA, ICC/IF, IHC-Fr, WB	100 µl	ab99749
Mouse IgD delta chain, monoclonal [11-26]	Rt	FCM	250 µg	ab99569
Mouse IgE epsilon chain, monoclonal [23G3]	Rt	ELISA, FCM, ICC/IF	250 µg	ab99587

Bioactive Isotype Controls



Target	Host	Application	Size	Cat. No.
IgG, monoclonal [299Arm]	AH	FCM, FuncS, ICC/IF	500 µg	ab185804
IgG, monoclonal [HTK888]	AH	FCM, FuncS, IHC-Fr, IHC-P, IP, WB	500 µg	ab18474
IgM, monoclonal [HTK204]	AH	FCM, FuncS, IHC, IP, WB	500 µg	ab18482
IgG (Fc)	Hu	ELISA	500 µg	ab206215
IgG1, kappa	Hu	ELISA	500 µg	ab206202
IgA, kappa [S107]	Ms	ELISA, FCM	500 µg	ab37354
IgG1, kappa monoclonal [MOPC-21]	Ms	FCM, ICC/IF, IHC-Fr, IHC-P, IP, WB	500 µg	ab18437
IgG1, kappa monoclonal [P3.6.2.8.1]	Ms	FCM, FuncS	500 µg	ab185801
IgG2a, kappa monoclonal [eBM2a]	Ms	FCM, FuncS	500 µg	ab185802
IgG2a, kappa monoclonal [MG2a-53]	Ms	FCM, FuncS, IHC-Fr, IHC-P, IP, WB	500 µg	ab18414
IgG2a, kappa monoclonal [MOPC-173]	Ms	FCM, ICC/IF, IHC-Fr, IHC-P, IP, WB	500 µg	ab18449
IgG2b, kappa monoclonal [eBMG2b]	Ms	FCM, FuncS	500 µg	ab185803
IgG2b, kappa monoclonal [MG2b-57]	Ms	FCM, FuncS, ICC/IF, IHC-Fr, IHC-P, IP, WB	500 µg	ab18428
IgG2b, kappa monoclonal [MPC-11]	Ms	FCM, FuncS, IHC-Fr, IHC-P, IP, WB	500 µg	ab18457
IgG3, kappa monoclonal [MG3-35]	Ms	FCM, FuncS, ICC/IF, IHC-Fr, IHC-P, IP, WB	500 µg	ab18392
IgM, kappa monoclonal [MM-30]	Ms	FCM, ICC/IF, IHC-Fr, IHC-P, IP, WB	500 µg	ab18400
IgG, monoclonal [EPR25A]	Rb	FCM, FuncS, ICC/IF, IHC-P, IP	200 µg	ab199376
IgG, polyclonal	Rb	ELISA, FCM	500 µg	ab176094
IgG	Rt	ELISA, FCM	500 µg	ab37371
IgG1, kappa [RTK2071]	Rt	FCM, FuncS, IHC-Fr, IHC-P, IP, WB	500 µg	ab18407
IgG1, kappa monoclonal [BRG1]	Rt	FCM, FuncS	500 µg	ab185798
IgG2a, kappa monoclonal [eBR2a]	Rt	FCM	500 µg	ab185799
IgG2a, kappa monoclonal [RTK2758]	Rt	FCM, ICC/IF, IHC-Fr, IHC-P, IP, WB	500 µg	ab18450
IgG2b, kappa monoclonal [10H5]	Rt	FCM	500 µg	ab185797
IgG2c, kappa monoclonal [RTK4174]	Rt	FCM	500 µg	ab18703
IgM, kappa monoclonal [eBRM]	Rt	FCM, FuncS	500 µg	ab185800
IgG	SHa	FCM, FuncS	500 µg	ab185805

Reactivity Host 縮寫對照 AGM = African green monkey, AH = Armenian hamster, Bab = Baboon, CH = Chinese hamster, C = Chimpanzee, CM = Common marmoset, CynM = Cynomolgus monkey, Gpig = Guinea pig, Hr = Horse, Hu = Human, Mk = Monkey, MM = Macaque monkey, Ms = Mouse, NHP = Non human primates, Rb = Rabbit, Rt = Rat, RhM = Rhesus monkey, SHa = Syrian hamster, Shp = Sheep, XT = Xenopus tropicalis